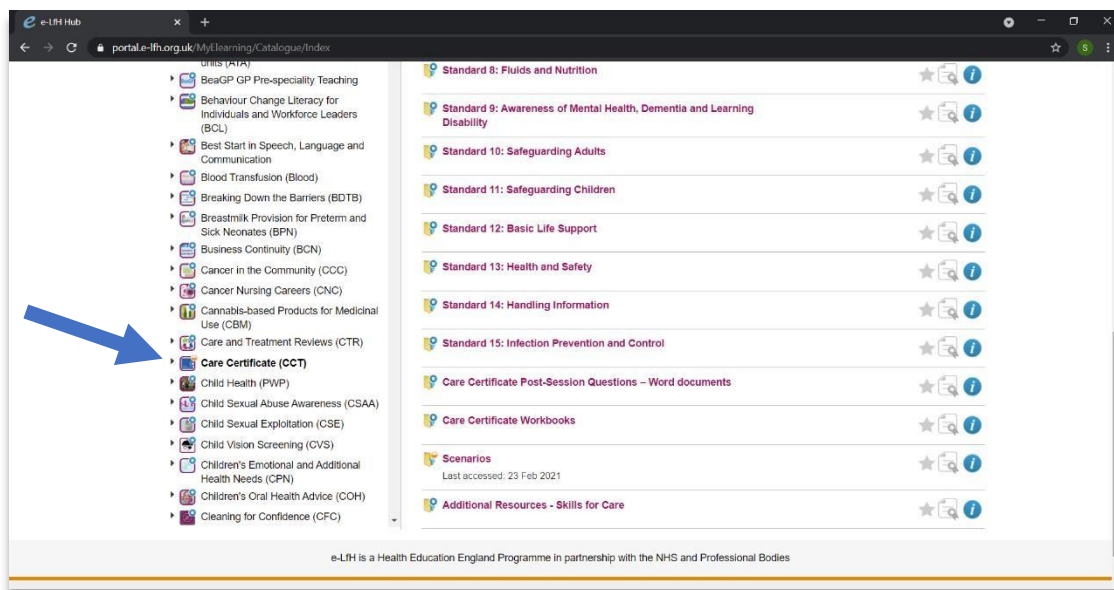
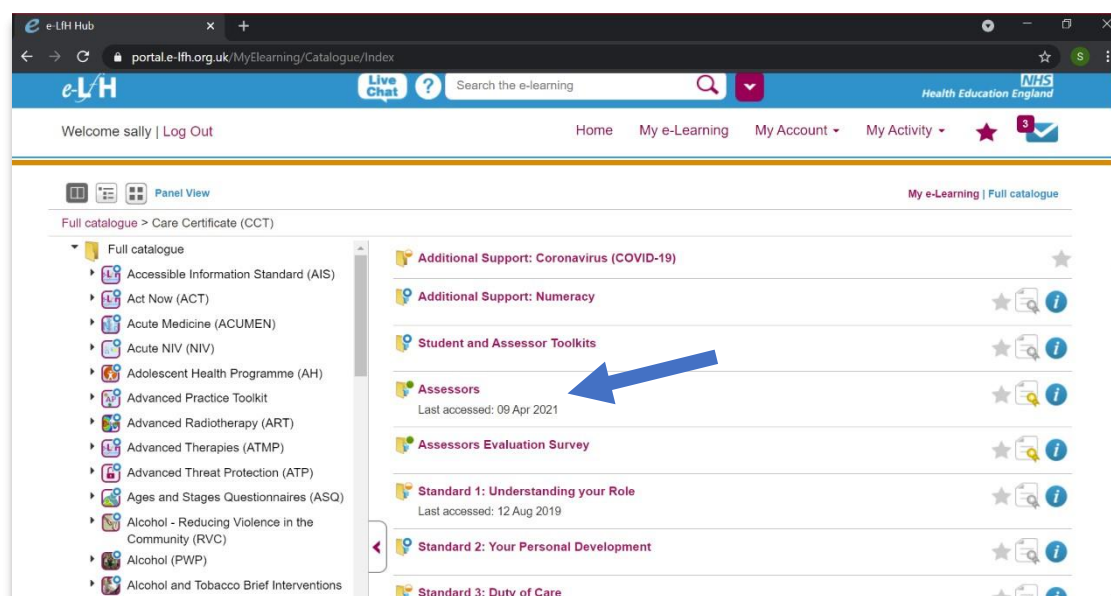


## Accessing the Care Certificate assessors course - user guidance

- 1) Once you are registered and logged into Health Education England e-LfH, you need to locate the Care Certificate course:



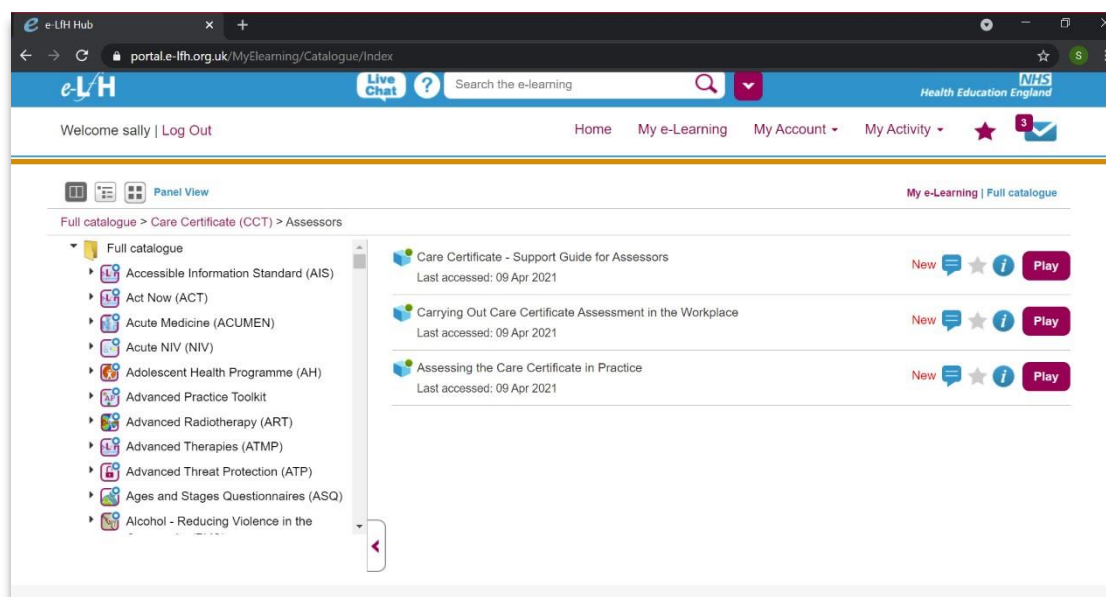
- 2) Click on the Care Certificate course to access all available courses, then go to the assessor's section:



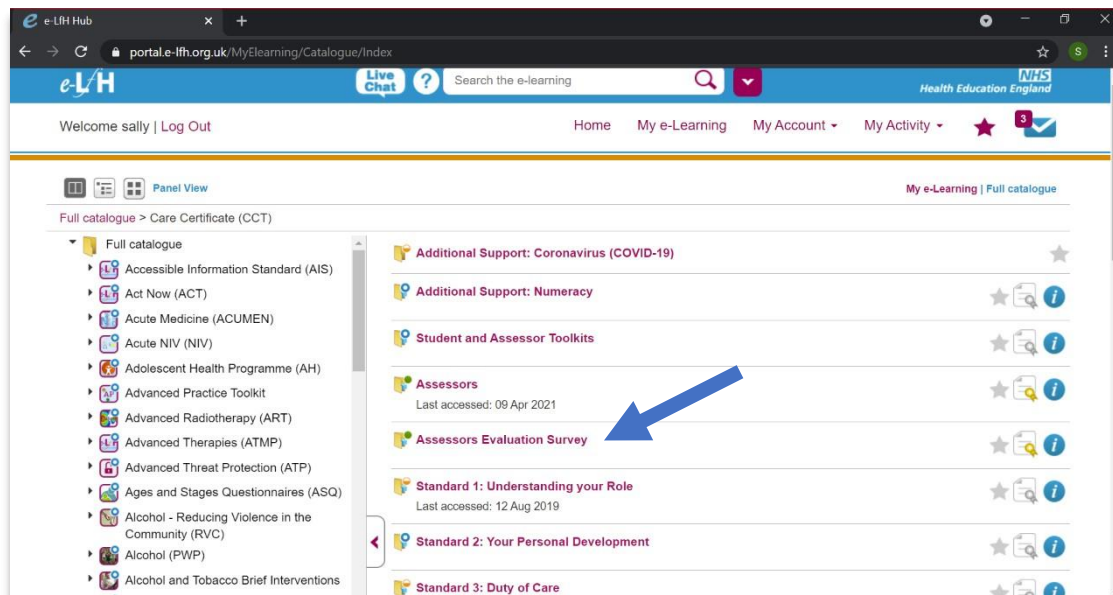
- 3) The assessor course will then launch. You need to work through and complete all three sections.

The Support Guide for Assessors is for pre and post reading to support your learning and can be saved to your own device.

Carrying out Care Certificate Assessment in the Workplace is Session 1 and Assessing the Care Certificate in Practice is Session 2, they are individual eLearning sessions, and both need to be completed:

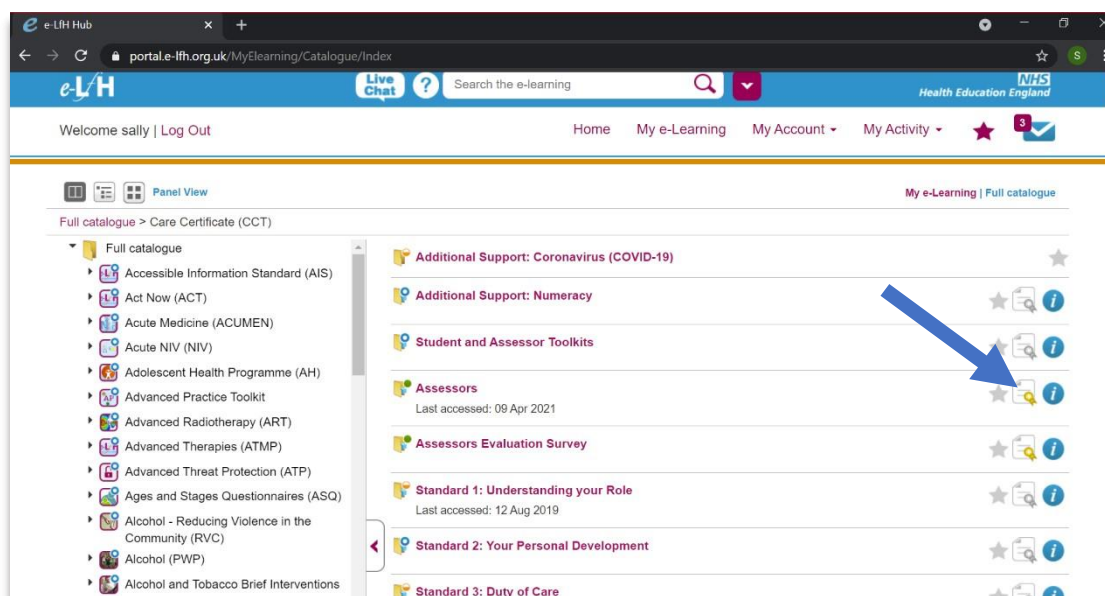


- 4) When you have completed all sections within the eLearning, please also complete the evaluation which can be located back on the main Care Certificate index page:




### How do I access my certificate?

When the assessors course is completed, the certificate icon should now be yellow. Click on the yellow icon and your certificate will be displayed for you. You can save, download, and/or print your certificate.



Your final certificate will be needed for your workplace. There are two pages to your certificate, and both pages are needed for evidence if you are claiming WDF.

Page 1:



Page 2:

The second page of your certificate should include achievement of the following:

- Care Certificate – Support Guide for Assessors
- Carrying Out Care Certificate Assessment in the Workplace
- Assessing the Care Certificate in Practice:

Care Certificate (CCT)		Not Started	Not Completed	Completed	Passed	Failed	Total Time
Assessors		0	0	3	0	0	04:04:34

Session	No. Of Times Accessed	Highest Score (%)	Total Time Spent	Most Recent Activity	Last Date Completed	Overall Status
Care Certificate - Support Guide for Assessors	7		00:00:00	09/04/2021	09/04/2021	Completed
Carrying Out Care Certificate Assessment in the Workplace	7		01:16:33	09/04/2021	01/04/2021	Completed
Assessing the Care Certificate in Practice	12		02:48:01	09/04/2021	06/04/2021	Completed

Username:	Report Generated on 14/04/2021	Page 1 of 1
-----------	--------------------------------	-------------

**Please note**, you can't download the E-LfH certificate if you are accessing the programme through your own organisations' Learning Management System. Please refer to Q2 in the [Frequently Asked Questions](#) document.

**Congratulations, you have now completed the assessors course!**